



# FRAME® INOX DECOR X03

VERTICAL

artwork **Mariano Moroni**



## MATERIAL:

Horizontal collector in painted carbon steel with  $\varnothing$  of 30 mm  
 Heating elements in painted carbon steel  
 Heating plate in stainless steel with satin décor on polished background

## FIXING KIT:

Brackets, airvent, hexagonal tool, plugs and screws for mounting suitable for use on compact or hollow brick, installation notice.  
 The fixing kit is compliant with VDI 6036 norm, class 4.

## PACKAGING:

The radiator is protected by a film in polyethylene and with a carton box.  
 Use and maintenance notice included.

## FEATURES:

Heating plate is totally made in stainless steel with an unalterable finishing.  
 Brightness guaranteed during the years.

## PRODUCT CERTIFICATES



P. max: 5 bar

T. max: 110° C

Available for central heating systems

Connections: n° 2 x G 1/2" - n° 1 G 1/8"

## HOW TO ORDER THE VERTICAL FRAME INOX DECOR X03 RADIATORS

### ARTICLE CODE STRUCTURE

Radiator model	Radiator dimensions	Article code of the connection	Article code of the colour/finish	Constant value
AAAA	BBB CC	DDD	EEE	B

### Example

Radiator model	Radiator dimensions	Article code of the connection	Article code of the finish	Constant value
FRST	464 18	V09	X03	B

### EXAMPLE OF ARTICLE CODE CREATION

In case of a FRAME INOX DECOR X03 VT 464x1822 mm radiator, with V09 connection.

The article code will be:

**FRST 464 18 V09 X03 B**

## ACCESSORIES



### Elegant square manual polished valve kit

Copper connection  $\varnothing$  12/14/15  
 Art. Nr. 5991990301084

Multilayer connection  $\varnothing$  16 x2  
 Art. Nr. 5991990301083



### Elegant square polished valve kit pipe centres 50 mm with thermostatic head - right

Copper connection  $\varnothing$  12/14/15  
 Art. Nr. 5991990301076

Multilayer connection  $\varnothing$  16 x2  
 Art. Nr. 5991990301075



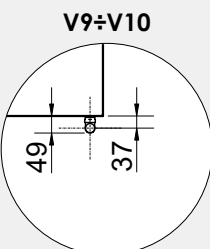
### Straight hanger polished for models

L. 352 (L= 404 mm)  
 Art. Nr. 5991990300187

L. 464 (L= 516 mm)  
 Art. Nr. 5991990300183

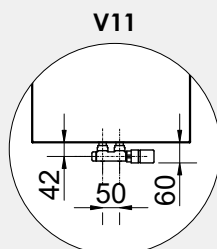
L. 576 (L= 628 mm)  
 Art. Nr. 5991990300184

L. 688 (L= 740 mm)  
 Art. Nr. 5991990300188



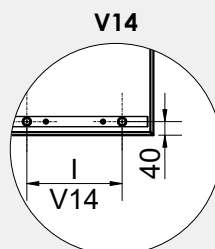
V9=V10

Measures for Elegant square manual valve



V11

Measures for valves type Cordivari Elegant Square with thermostatic head and pipe centres 50 mm



V14

Measurements for wall-fit thermostatic valve (see Pipe Centers V14 column)



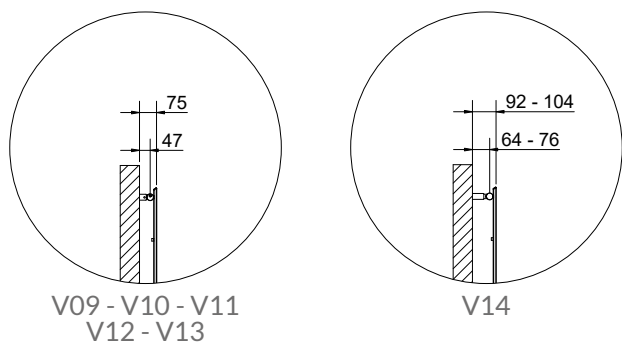
### Kit 3 straight hanger polished for models

L. 352 (L= 404 mm)  
 Art. Nr. 5991990300189

L. 464 (L= 516 mm)  
 Art. Nr. 5991990300185

L. 576 (L= 628 mm)  
 Art. Nr. 5991990300186

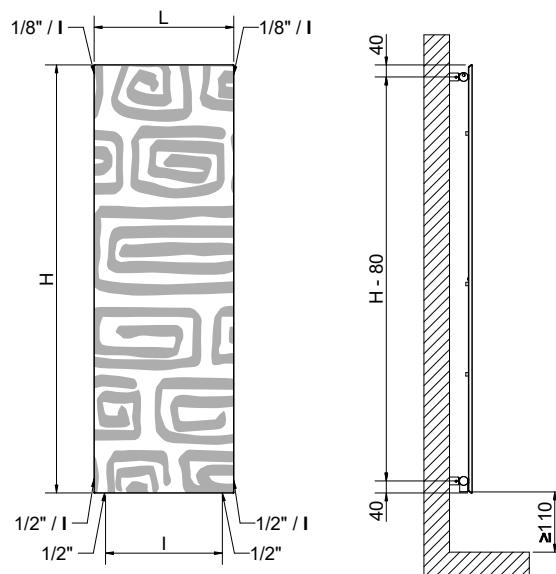
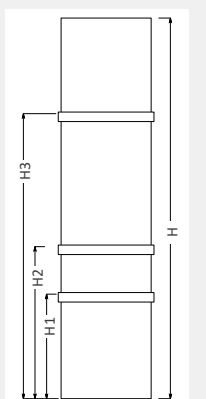
L. 688 (L= 740 mm)  
 Art. Nr. 5991990300190

V09 - V10 - V11  
V12 - V13

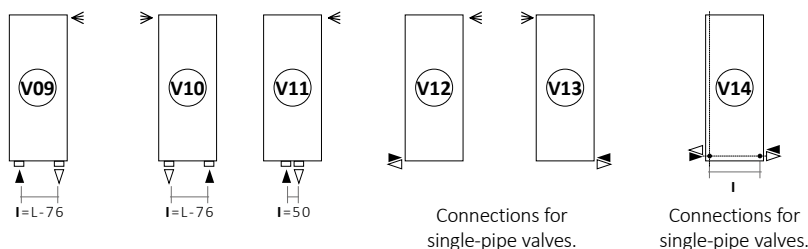
V14

POSITIONING OF  
TOWEL BAR (ACCESSORIES)

H	H1	H2	H3
[mm]			
1022	300	500	800
1222	400	600	1000
1422	400	700	1200
1622	500	800	1300
1822	500	800	1400
2022	500	800	1500



## Standard connections

Connections for  
single-pipe valves.Connections for  
single-pipe valves.

Always specify the kind of connection needed when ordering (V09- V10- V11- V12- V13- V14).

Legend =

▶ In      ▷ Out      ◁ Airvent  
 I Pipe Centres    L Width    □ Connection

## FRAME INOX DECOR X03 VERTICAL

DDD: replace with the type of connection.

Art. Nr.	Height	Width	Pipe Centres (V09- V10)	Pipe Centres (V14)	Dry Weight [Kg]	Surface [m <sup>2</sup> ]	Water Content [lt]	Thermal output Watt		Exponent n
	H [mm]	L [mm]	I [mm]	I [mm]				Δt = 50°C	Δt = 30°C	
FRST 352 10 DDD X03 B	1022	352	276	168	7,2	0,75	2,64	381	197	1,2894
FRST 464 10 DDD X03 B		464	388	280	9,7	0,98	3,5	499	258	1,2894
FRST 576 10 DDD X03 B		576	500	392	12	1,21	4,4	617	319	1,2894
FRST 688 10 DDD X03 B		688	612	504	14,6	1,44	5,2	735	380	1,2894
FRST 352 12 DDD X03 B	1222	352	276	168	8,6	0,89	3,02	455	236	1,2881
FRST 464 12 DDD X03 B		464	388	280	11,4	1,17	4	596	309	1,2881
FRST 576 12 DDD X03 B		576	500	392	14	1,44	5,1	736	381	1,2881
FRST 688 12 DDD X03 B		688	612	504	17,2	1,72	6,1	877	454	1,2881
FRST 352 14 DDD X03 B	1422	352	276	168	9,9	1,04	3,5	529	274	1,2867
FRST 464 14 DDD X03 B		464	388	280	13,2	1,36	4,6	692	359	1,2867
FRST 576 14 DDD X03 B		576	500	392	16,5	1,68	5,9	856	444	1,2867
FRST 688 14 DDD X03 B		688	612	504	19,8	2,00	7,00	1020	529	1,2867
FRST 352 16 DDD X03 B	1622	352	276	168	11,2	1,16	3,8	595	309	1,2854
FRST 464 16 DDD X03 B		464	388	280	14,9	1,55	5,2	789	409	1,2854
FRST 576 16 DDD X03 B		576	500	392	18,6	1,94	6,8	976	506	1,2854
FRST 352 18 DDD X03 B	1822	352	276	168	12,5	1,33	4,37	676	351	1,2840
FRST 464 18 DDD X03 B		464	388	280	16,6	1,74	5,8	880	457	1,2840
FRST 576 18 DDD X03 B		576	500	392	20,9	2,15	7,2	1100	571	1,2840
FRST 688 18 DDD X03 B		688	612	504	25	2,56	8,7	1304	677	1,2840
FRST 352 20 DDD X03 B	2022	352	276	168	13,5	1,47	4,85	750	390	1,2826
FRST 464 20 DDD X03 B		464	388	280	18,4	1,93	6,4	978	508	1,2826
FRST 576 20 DDD X03 B		576	500	392	23	2,38	8	1222	635	1,2826
FRST 688 20 DDD X03 B		688	612	504	27,6	2,84	9,6	1447	751	1,2826

For output at different Δt than 50°C, please refer to the following formula = desired output = output at Δt 50°C x (desired Δt/50)<sup>n</sup>



# FRAME® INOX DECOR X04

VERTICAL

artwork **Mariano Moroni**



## MATERIAL:

Horizontal collector in painted carbon steel with  $\varnothing$  of 30 mm  
 Heating elements in painted carbon steel  
 Heating plate in stainless steel with satin décor on polished background

## FIXING KIT:

Brackets, airvent, hexagonal tool, plugs and screws for mounting suitable for use on compact or hollow brick, installation notice.  
 The fixing kit is compliant with VDI 6036 norm, class 4.

## PACKAGING:

The radiator is protected by a film in polyethylene and with a carton box.  
 Use and maintenance notice included.

## FEATURES:

Heating plate is totally made in stainless steel with an unalterable finishing.  
 Brightness guaranteed during the years.

## PRODUCT CERTIFICATES



P. max: 5 bar

T. max: 110° C

Available for central heating systems

Connections: n° 2 x G 1/2" - n° 1 G 1/8"

## HOW TO ORDER THE VERTICAL FRAME INOX DECOR X04 RADIATORS

### ARTICLE CODE STRUCTURE

Radiator model	Radiator dimensions	Article code of the connection	Article code of the colour/finish	Constant value
AAAA	BBB CC	DDD	EEE	B

### Example

Radiator model	Radiator dimensions	Article code of the connection	Article code of the finish	Constant value
FRST Example: Frame radiator	464 18 Example: mm 464x1822	V09 Example: connection V09	X04 Example: Inox Decor X04	B

### EXAMPLE OF ARTICLE CODE CREATION

In case of a FRAME INOX DECOR X04 VT 464x1822 mm radiator, with V09 connection.

The article code will be:

**FRST 464 18 V09 X04 B**

## ACCESSORIES



### Elegant square manual polished valve kit

Copper connection  $\varnothing$  12/14/15  
 Art. Nr. 5991990301084

Multilayer connection  $\varnothing$  16 x2  
 Art. Nr. 5991990301083



### Elegant square polished valve kit pipe centres 50 mm with thermostatic head - right

Copper connection  $\varnothing$  12/14/15  
 Art. Nr. 5991990301076

Multilayer connection  $\varnothing$  16 x2  
 Art. Nr. 5991990301075



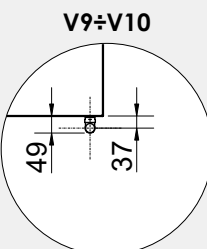
### Straight hanger polished for models

L. 352 (L= 404 mm)  
 Art. Nr. 5991990300187

L. 464 (L= 516 mm)  
 Art. Nr. 5991990300183

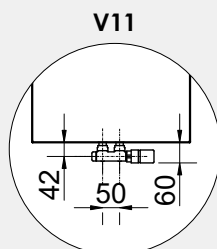
L. 576 (L= 628 mm)  
 Art. Nr. 5991990300184

L. 688 (L= 740 mm)  
 Art. Nr. 5991990300188



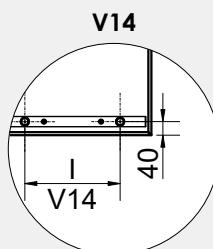
V9=V10

Measures for Elegant square manual valve



V11

Measures for valves type Cordivari Elegant Square with thermostatic head and pipe centres 50 mm



V14

Measurements for wall-fit thermostatic valve (see Pipe Centers V14 column)



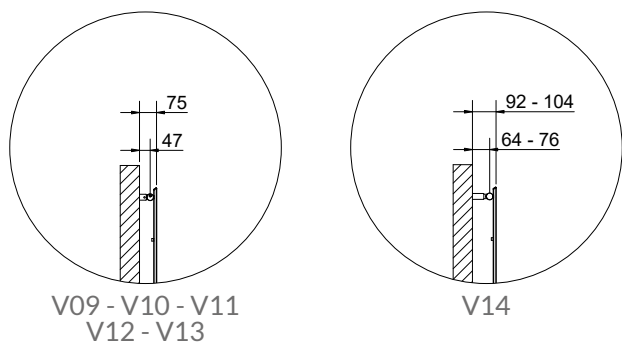
### Kit 3 straight hanger polished for models

L. 352 (L= 404 mm)  
 Art. Nr. 5991990300189

L. 464 (L= 516 mm)  
 Art. Nr. 5991990300185

L. 576 (L= 628 mm)  
 Art. Nr. 5991990300186

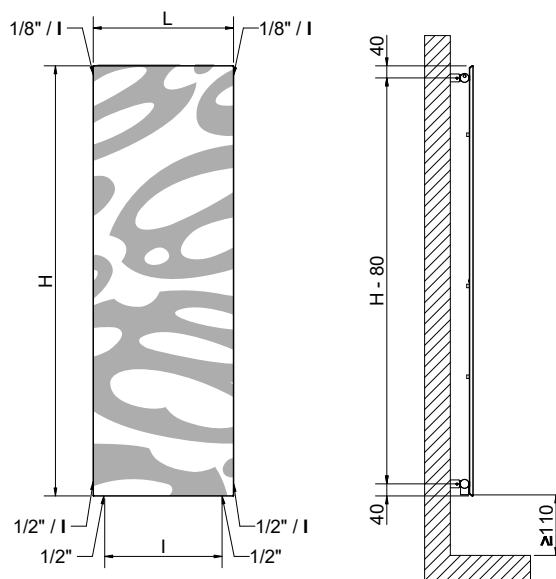
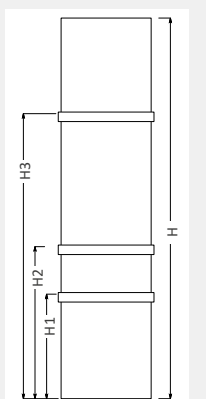
L. 688 (L= 740 mm)  
 Art. Nr. 5991990300190

V09 - V10 - V11  
V12 - V13

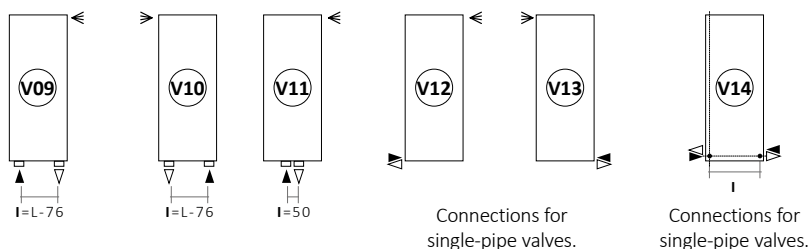
V14

POSITIONING OF  
TOWEL BAR (ACCESSORIES)

H	H1	H2	H3
[mm]			
1022	300	500	800
1222	400	600	1000
1422	400	700	1200
1622	500	800	1300
1822	500	800	1400
2022	500	800	1500



## Standard connections

Connections for  
single-pipe valves.Connections for  
single-pipe valves.

Always specify the kind of connection needed when ordering (V09- V10- V11- V12- V13- V14).

Legend =

▶ In      ▷ Out      ◁ Airvent  
 I Pipe Centres    L Width    □ Connection

## FRAME INOX DECOR X04 VERTICAL

DDD: replace with the type of connection.

Art. Nr.	Height	Width	Pipe Centres (V09- V10)	Pipe Centres (V14)	Dry Weight [Kg]	Surface [m <sup>2</sup> ]	Water Content [lt]	Thermal output Watt		Exponent n
	H [mm]	L [mm]	I [mm]	I [mm]				Δt = 50°C	Δt = 30°C	
FRST 352 10 DDD X04 B	1022	352	276	168	7,2	0,75	2,64	381	197	1,2894
FRST 464 10 DDD X04 B		464	388	280	9,7	0,98	3,5	499	258	1,2894
FRST 576 10 DDD X04 B		576	500	392	12	1,21	4,4	617	319	1,2894
FRST 688 10 DDD X04 B		688	612	504	14,6	1,44	5,2	735	380	1,2894
FRST 352 12 DDD X04 B	1222	352	276	168	8,6	0,89	3,02	455	236	1,2881
FRST 464 12 DDD X04 B		464	388	280	11,4	1,17	4	596	309	1,2881
FRST 576 12 DDD X04 B		576	500	392	14	1,44	5,1	736	381	1,2881
FRST 688 12 DDD X04 B		688	612	504	17,2	1,72	6,1	877	454	1,2881
FRST 352 14 DDD X04 B	1422	352	276	168	9,9	1,04	3,5	529	274	1,2867
FRST 464 14 DDD X04 B		464	388	280	13,2	1,36	4,6	692	359	1,2867
FRST 576 14 DDD X04 B		576	500	392	16,5	1,68	5,9	856	444	1,2867
FRST 688 14 DDD X04 B		688	612	504	19,8	2,00	7,00	1020	529	1,2867
FRST 352 16 DDD X04 B	1622	352	276	168	11,2	1,16	3,8	595	309	1,2854
FRST 464 16 DDD X04 B		464	388	280	14,9	1,55	5,2	789	409	1,2854
FRST 576 16 DDD X04 B		576	500	392	18,6	1,94	6,8	976	506	1,2854
FRST 352 18 DDD X04 B	1822	352	276	168	12,5	1,33	4,37	676	351	1,2840
FRST 464 18 DDD X04 B		464	388	280	16,6	1,74	5,8	880	457	1,2840
FRST 576 18 DDD X04 B		576	500	392	20,9	2,15	7,2	1100	571	1,2840
FRST 688 18 DDD X04 B		688	612	504	25	2,56	8,7	1304	677	1,2840
FRST 352 20 DDD X04 B	2022	352	276	168	13,5	1,47	4,85	750	390	1,2826
FRST 464 20 DDD X04 B		464	388	280	18,4	1,93	6,4	978	508	1,2826
FRST 576 20 DDD X04 B		576	500	392	23	2,38	8	1222	635	1,2826
FRST 688 20 DDD X04 B		688	612	504	27,6	2,84	9,6	1447	751	1,2826

For output at different Δt than 50°C, please refer to the following formula = desired output = output at Δt 50°C x (desired Δt/50)<sup>n</sup>